

Diagnostic Trouble Code (DTC) 7-1 and 7-2: Front Solenoid Related Problem

CAUTION: Use only the digital multimeter to check the system.

Pre-test steps:

- Check ABS B1 (15 A) fuse and ABS B3 (15 A) fuse in the under-hood fuse/relay box.
- Check for loose under-hood fuse/relay box connectors.

— With engine running, ABS indicator light is ON.
— With service check connector jumped (see page 19-51), DTCs 7-1 and/or 7-2 are indicated.

Disconnect the solenoid connector.

Check for resistance between the solenoid connector terminals:
No.1 (RED/BLK) and No.4 (BRN/BLK): Front Right Inlet
No.3 (RED/BLU) and No.6 (BRN/BLU): Front Left Inlet

Is there 1-3 Ω ?

NO

Faulty solenoid.
Replace the modulator unit.

YES

Check for resistance between the solenoid connector terminals:
No.8 (YEL/BLK) and No.4 (BRN/BLK): Front Right Outlet
No.10 (YER/BLU) and No.6 (BRN/BLU): Front Left Outlet

Is there 1-3 Ω ?

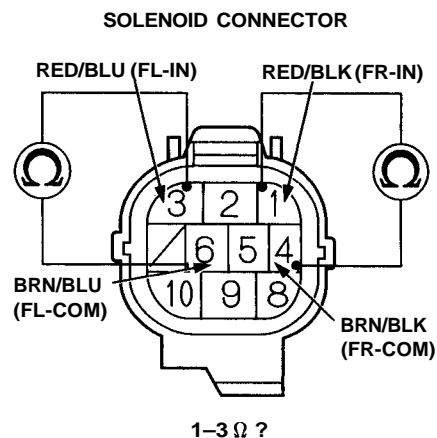
NO

Faulty solenoid.
Replace the modulator unit.

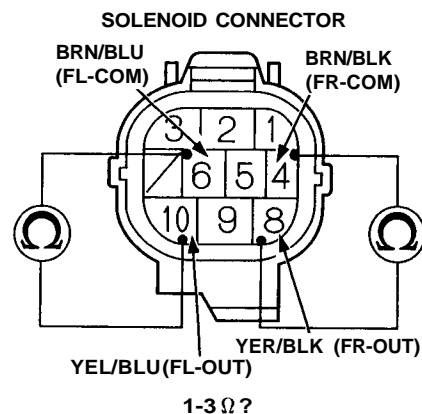
YES

Disconnect the 12P (cars with TCS: 14P) connector from the ABS control unit.

(To page 19-72)



View from terminal side.



View from terminal side.

(cont'd)

Troubleshooting

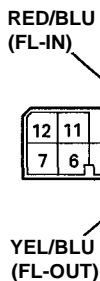
Flowcharts (cont'd)

(From page 19-71)

Check each wire for continuity between the ABS control unit and front solenoid:

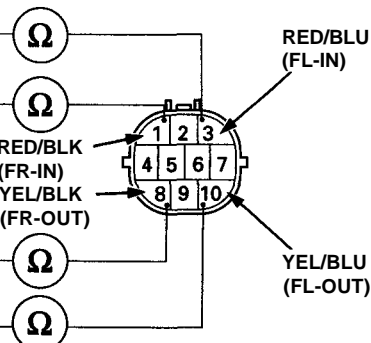
RED/BLK: Front Right Inlet
YEL/BLK: Front Right Outlet
RED/BLU: Front Left Inlet
YEL/BLU: Front Left Outlet

Cars without TCS
12P CONNECTOR



Continuity?

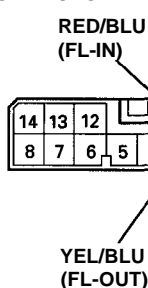
SOLENOID CONNECTOR



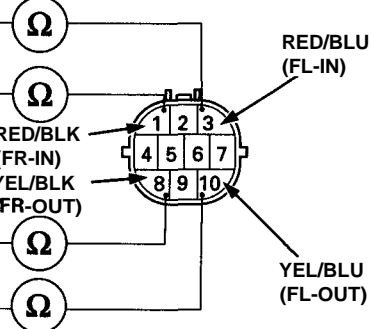
View from ABS control unit terminal side.

View from terminal side.

Cars with TCS
14P CONNECTOR



Continuity?



View from ABS control unit terminal side.

View from terminal side.

Is there continuity?

NO

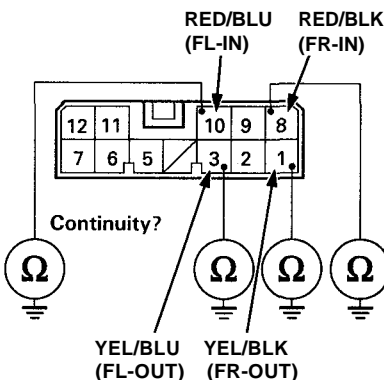
Repair open in wire:
RED/BLK: Front Right Inlet
YEL/BLK: Front Right Outlet
RED/BLU: Front Left Inlet
YEL/BLU: Front Left Outlet

YES

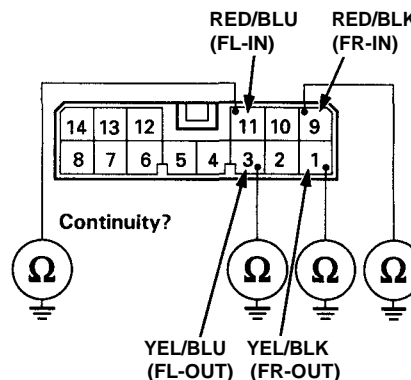
Check each wire for continuity between the ABS control unit and body ground:

RED/BLK: Front Right Inlet
YEL/BLK: Front Right Outlet
RED/BLU: Front Left Inlet
YEL/BLU: Front Left Outlet

Cars without TCS
12P CONNECTOR



Cars with TCS
14P CONNECTOR



View from ABS control unit terminal side.

(To page 19-73)

